

**BUREAU OF CORRECTIONS  
PDL Profile In-Confinement  
as of APRIL 30, 2024**

as of APRIL 30, 2024	New Bilibid Prison					CIW	IPPF		DPPF		SRPPF	SPPF	LRP	TOTAL	%
	Maximum	Medium	Minimum	RDC	PMA		Male	Female	Male	Female					
<b>AS TO REGION</b>	<b>15,833</b>	<b>5,711</b>	<b>1,916</b>	<b>2,377</b>	<b>100</b>	<b>3,092</b>	<b>4,444</b>	<b>95</b>	<b>8,726</b>	<b>610</b>	<b>3,741</b>	<b>3,348</b>	<b>3,199</b>	<b>53,192</b>	<b>100</b>
NCR (National Capital Region)	5,005	1,264	409	705	17	1,493	970	18	591	26	42	932	214	11,686	21.97
Region I (Ilocos Region)	1,176	2,178	181	125	-	145	199	2	94	3	8	228	25	4,364	8.20
Region II (Cagayan Valley)	647	243	112	103	8	65	138	5	39	-	13	88	18	1,479	2.78
Region III (Central Luzon)	1,839	430	184	291	15	289	328	8	181	7	21	252	46	3,891	7.32
Region IV-A (CALABARZON)	3,006	452	183	420	10	481	1,741	33	311	5	25	644	71	7,382	13.88
Region IV-B (MIMAROPA)	-	-	54	10	2	-	-	-	-	-	-	-	-	66	0.12
Region V (Bicol Region)	1,398	101	208	203	7	106	322	5	137	6	23	332	51	2,899	5.45
Region VI (Western Visayas Region)	1,033	13	155	83	12	74	271	4	71	1	15	279	21	2,032	3.82
Region VII (Central Visayas Region)	740	208	165	4	10	249	155	13	101	19	52	180	1,114	3,010	5.66
Region VIII (Eastern Visayas Region)	216	92	78	4	8	52	82	4	36	1	15	119	1,620	2,327	4.37
Region IX (Zamboanga Peninsula)	36	15	9	-	1	10	32	-	15	69	2,073	29	-	2,289	4.30
Region X (Northern Mindanao Region)	26	11	38	-	5	6	44	-	3,090	276	292	28	4	3,820	7.18
Region XI (Davao Region)	12	28	7	-	-	4	19	1	2,280	109	-	28	2	2,490	4.68
Region XII (SOCCSARGEN)	12	14	49	-	-	2	13	-	1,448	45	119	18	3	1,723	3.24
Region XIII-CARAGA	11	26	2	-	-	1	20	-	140	33	10	11	4	258	0.49
CAR (Cordillera Administrative Region)	649	461	57	54	4	115	90	2	37	1	3	103	4	1,580	2.97
BARMM (Bangsamoro Autonomous Region of Muslim Mindanao)	27	58	20	-	-	-	16	-	155	9	30	13	2	330	0.62
Unknown/Foreign National	-	117	5	375	1	-	4	-	-	-	1,000	64	-	1,566	2.94
<b>ACCDG. TO AGE</b>	<b>15,833</b>	<b>5,711</b>	<b>1,916</b>	<b>2,377</b>	<b>100</b>	<b>3,092</b>	<b>4,444</b>	<b>95</b>	<b>8,726</b>	<b>610</b>	<b>3,741</b>	<b>3,348</b>	<b>3,199</b>	<b>53,192</b>	<b>100</b>
18 yrs old & below	-	-	-	22	-	-	2	-	4	1	-	-	2	31	0.06
19-21	36	-	-	44	-	10	49	-	64	22	50	12	152	439	0.83
22-39	5,007	17	86	894	60	886	1,586	35	4,297	338	1,096	916	1,705	16,923	31.81
40-59	8,846	1,526	962	960	38	1,642	2,395	57	3,857	231	1,304	2,221	1,227	25,266	47.50
60 above	1,916	3,208	849	82	2	550	385	3	476	17	256	164	113	8,021	15.08
Unknown/Others	28	960	19	375	-	4	27	-	28	1	1,035	35	-	2,512	4.72
<b>CIVIL STATUS</b>	<b>15,833</b>	<b>5,711</b>	<b>1,916</b>	<b>2,377</b>	<b>100</b>	<b>3,092</b>	<b>4,444</b>	<b>95</b>	<b>8,726</b>	<b>610</b>	<b>3,741</b>	<b>3,348</b>	<b>3,199</b>	<b>53,192</b>	<b>100</b>
Single	9,576	3,569	691	1,372	57	1,353	2,935	64	4,931	332	1,314	1,575	1,670	29,439	55.34
Married	5,779	2,014	1,055	576	22	931	1,434	26	3,486	219	1,316	1,049	1,033	18,940	35.61
Widow/Widower	478	125	-	49	-	266	75	4	304	59	-	90	54	1,504	2.83
Others	-	3	170	380	21	542	-	1	5	-	1,111	634	442	3,309	6.22
<b>SECURITY CLASSIFICATION</b>	<b>15,833</b>	<b>5,711</b>	<b>1,916</b>	<b>2,377</b>	<b>100</b>	<b>3,092</b>	<b>4,444</b>	<b>95</b>	<b>8,726</b>	<b>610</b>	<b>3,741</b>	<b>3,348</b>	<b>3,199</b>	<b>53,192</b>	<b>100</b>
Maximum	15,833			1,698		2,757	940	70	3,296	161	1,962	1,744	1,773	30,234	56.84
Medium		5,711		676		307	2,005	18	4,147	179	1,361	550	1,241	16,195	30.45
Minimum			1,916	3	100	28	1,499	7	1,283	270	418	1,054	185	6,763	12.71

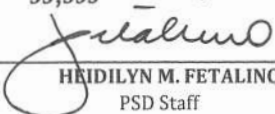
DPM-PSD/LDA/1c/pdpp\_in-con-2024

\*161 PDL difference to CTOD report is due to irregular movement of PDL (85 newly admitted PDL from DPPF which are not yet included in the reported PDL population and 76 PDL from other OPPFs that maybe outside hospital referral, court hearing, turn-over to jail, sudden death of PDL, released PDL and newly arrived which are not included or still included in the reported PDL population)

ACTUAL PDL POPULATION

53,353

Prepared by:

  
**HERDILYN M. FETALINO**  
PSD Staff

Noted:

  
**MARIZON A. GARCIA**  
Chief, Planning & Statistics Division



**BUREAU OF CORRECTIONS  
PDL Profile In-Confinement  
as of APRIL 30, 2024**


as of APRIL 30, 2024	New Bilibid Prison					CIW	IPPF		DPPF		SRPPF	SPPF	LRP	TOTAL	%
	Maximum	Medium	Minimum	RDC	PMA		Male	Female	Male	Female					
<b>ACCDG. TO CRIMES COMMITTED</b>	<b>15,833</b>	<b>5,711</b>	<b>1,916</b>	<b>2,377</b>	<b>100</b>	<b>3,092</b>	<b>4,444</b>	<b>95</b>	<b>8,726</b>	<b>610</b>	<b>3,741</b>	<b>3,348</b>	<b>3,199</b>	<b>53,192</b>	<b>100</b>
Crimes Against Nat'l Security of the Law of the Nations	7	16	3	64	1	1	2	-	1	1	27	1	25	149	0.28
Crimes Against the Fundamental Laws of the State	4	-	-	-	-	1	-	-	2	1	-	-	5	13	0.02
Crimes Against Public Order	48	-	31	-	6	1	129	1	1	-	7	40	2	266	0.50
Crimes Against Public Interest	7	-	-	-	-	310	3	5	10	-	1	10	3	349	0.66
Crimes Relative to Opium and Other Prohibited Drugs	4,232	1,495	189	659	1	1,826	1,064	62	2,167	408	1,007	709	672	14,491	27.24
Crimes Against Public Morals	-	-	-	-	-	1	1	-	3	-	2	5	1	13	0.02
Crimes Committed by Public Officers	5	9	-	2	-	-	1	-	46	2	591	1	1	658	1.24
Crimes Against Persons	3,670	2,837	808	410	86	435	2,729	21	3,653	119	1	1,245	1,347	17,361	32.64
Crimes Against Personal Liberty and Security	402	164	130	12	2	23	76	-	152	26	87	55	20	1,149	2.16
Crimes Against Property	847	592	81	173	4	133	279	6	636	40	365	355	293	3,804	7.15
Crimes Against Chastity	5,194	527	674	682	-	-	122	-	1,954	8	77	866	788	10,892	20.48
Crimes Against Civil Status of Person	-	-	-	-	-	-	-	-	1	-	3	-	11	15	0.03
Crimes Against Honor	14	-	-	-	-	-	-	-	1	1	-	-	2	18	0.03
SPL & Others	1,403	71	-	375	-	361	38	-	99	4	1,573	61	29	4,014	7.55
<b>EDUCATIONAL PROFILE</b>	<b>15,833</b>	<b>5,711</b>	<b>1,916</b>	<b>2,377</b>	<b>100</b>	<b>3,092</b>	<b>4,444</b>	<b>95</b>	<b>8,726</b>	<b>610</b>	<b>3,741</b>	<b>3,348</b>	<b>3,199</b>	<b>53,192</b>	<b>100</b>
Illiterate	825	813	101	90	9	37	268	-	332	6	212	181	169	3,043	5.72
Elem. Level	3,805	1,874	465	401	22	418	1,460	11	2,817	87	1,125	1,117	1,204	14,806	27.84
Elem. Graduate	2,456	888	291	322	5	166	683	8	1,386	74	191	475	429	7,374	13.86
High School Level	3,333	641	392	390	18	718	848	24	1,432	165	590	707	673	9,931	18.67
High School Graduate	3,087	799	366	499	16	788	778	24	1,423	127	286	588	433	9,214	17.32
College Level	1,069	395	196	116	14	450	244	17	879	82	209	164	142	3,977	7.48
College Graduate	796	130	85	110	9	474	102	10	236	61	90	80	89	2,272	4.27
Vocational/Others	462	171	20	449	7	41	61	1	221	8	1,038	36	60	2,575	4.84
<b>ACCDG. TO RELIGION</b>	<b>15,833</b>	<b>5,711</b>	<b>1,916</b>	<b>2,377</b>	<b>100</b>	<b>3,092</b>	<b>4,444</b>	<b>95</b>	<b>8,726</b>	<b>610</b>	<b>3,741</b>	<b>3,348</b>	<b>3,199</b>	<b>53,192</b>	<b>443</b>
Roman Catholic	11,900	4,511	1,520	1,556	65	2,426	3,604	74	6,217	350	1,790	1,576	2,856	38,445	72.28
Protestant	470	364	76	2	8	11	170	4	307	18	30	3	81	1,544	2.90
Islam	701	177	70	60	-	195	149	3	688	140	690	171	21	3,065	5.76
Iglesia ni Kristo	1,727	412	100	150	15	150	270	5	397	4	46	644	81	4,001	7.52
Adventist	190	59	59	-	5	-	76	3	-	-	47	226	-	-	0.00
Others	845	188	91	609	7	310	175	6	1,117	98	1,138	728	160	5,472	354.40

DPM-PSD/LDA/tlc/pdlp\_in-con-2024

**ACTUAL PDL POPULATION**

**53,353**

Prepared by:

  
**HEIDILYN M. FETALINO**  
PSD Staff

Noted:

  
**MARIZON A. GARCIA**  
Chief, Planning & Statistics Division


**BUREAU OF CORRECTIONS  
PDL Profile In-Confinement  
as of APRIL 30, 2024**

as of APRIL 30, 2024	New Bilibid Prison					CIW	IPPF		DPPF		SRPPF	SPPF	LRP	TOTAL	%
	Maximum	Medium	Minimum	RDC	PMA		Male	Female	Male	Female					
<b>AS TO NATIONALITY</b>	<b>15,833</b>	<b>5,711</b>	<b>1,916</b>	<b>2,377</b>	<b>100</b>	<b>3,092</b>	<b>4,444</b>	<b>95</b>	<b>8,726</b>	<b>610</b>	<b>3,741</b>	<b>3,348</b>	<b>3,199</b>	<b>53,192</b>	<b>100</b>
<i>FILIPINO</i>	<i>15,757</i>	<i>5,693</i>	<i>1,907</i>	<i>2,365</i>	<i>100</i>	<i>3,059</i>	<i>4,431</i>	<i>95</i>	<i>8,696</i>	<i>607</i>	<i>3,738</i>	<i>3,174</i>	<i>3,191</i>	<i>52,813</i>	<i>99.29</i>
<i>FOREIGNERS</i>	<i>76</i>	<i>18</i>	<i>9</i>	<i>12</i>	<i>-</i>	<i>33</i>	<i>13</i>	<i>-</i>	<i>30</i>	<i>3</i>	<i>3</i>	<i>174</i>	<i>8</i>	<i>379</i>	<i>0.71</i>
African	1	-	-	1	-	1	1	-	-	-	-	-	-	4	0.008
American	12	2	-	-	-	1	-	-	4	-	-	-	-	19	0.036
Arabian	-	-	-	-	-	-	-	-	-	1	-	-	-	1	0.002
Australian	5	2	-	1	-	-	-	-	1	-	-	-	3	12	0.023
Austrian	2	-	-	-	-	-	-	-	-	-	-	-	2	4	0.008
Bulgarian	-	1	-	-	-	-	-	-	-	-	-	-	-	1	0.002
Canadian	1	-	-	-	-	-	-	-	-	-	-	2	-	3	0.006
Cameroonian	-	-	-	-	-	-	-	-	1	-	-	-	-	1	0.002
Chinese	1	6	7	6	-	19	6	-	11	1	3	150	-	210	0.395
Columbian	1	-	-	-	-	-	-	-	-	-	-	-	-	1	0.002
Danish	-	-	-	-	-	-	-	-	-	-	-	-	1	1	0.002
Dutch	-	-	-	-	-	-	-	-	2	-	-	-	-	2	0.004
Egyptian	-	-	-	-	-	-	-	-	1	-	-	-	-	1	0.002
German	3	1	-	-	-	-	2	-	1	-	-	-	-	7	0.013
Indian	6	1	-	-	-	-	1	-	1	-	-	-	-	9	0.017
Indonesian	5	-	-	-	-	4	-	-	1	-	-	-	-	10	0.019
Iranian	1	2	-	-	-	-	-	-	-	-	-	-	-	3	0.006
Japanese	4	-	-	-	-	1	-	-	1	-	-	-	-	6	0.011
Jordanian	-	-	1	-	-	-	-	-	-	-	-	-	-	1	0.002
Kenyan	-	-	-	-	-	1	-	-	-	1	-	-	-	2	0.004
Korean	9	1	1	-	-	-	-	-	-	-	-	3	1	15	0.028
Malaysian	11	-	-	-	-	1	-	-	1	-	-	-	1	14	0.026
Mexican	-	-	-	-	-	-	-	-	1	-	-	-	-	1	0.002
Nepalese	1	-	-	-	-	-	-	-	-	-	-	-	-	1	0.002
Nigerian	4	1	-	-	-	-	2	-	3	-	-	-	-	10	0.019
Norwegian	-	-	-	-	-	1	-	-	-	-	-	-	-	1	0.002
Pakistani	1	-	-	-	-	-	1	-	-	-	-	-	-	2	0.004
Polish	-	-	-	-	-	1	-	-	-	-	-	-	-	1	0.002
Singaporean	1	-	-	-	-	-	-	-	-	-	-	-	-	1	0.002
Swedish/Swiss*	3	-	-	2	-	1	-	-	-	-	-	-	-	6	0.011
Taiwanese	2	1	-	-	-	-	-	-	-	-	-	19	-	22	0.041
Thailand	-	-	-	-	-	1	-	-	-	-	-	-	-	1	0.002
Turkish	-	-	-	-	-	-	-	-	-	-	-	-	-	-	0.000
Ugandese	-	-	-	-	-	1	-	-	-	-	-	-	-	1	0.002
Venezuelan	1	-	-	-	-	-	-	-	1	-	-	-	-	2	0.004
Vietnamese	1	-	-	2	-	-	-	-	-	-	-	-	-	3	0.792

\*161 PDL difference to CTOD report is due to irregular movement of PDL (85 newly admitted PDL from DPPF which are not yet included in the reported PDL population and 76 PDL from other OPPFs that maybe outside hospital referral, court hearing, turn-over to jail, sudden death of PDL, released PDL and newly arrived which are not included or still included in the reported PDL population)

**ACTUAL PDL POPULATION**

Prepared by:

53,353  
  
**HERDILYN M. FETALINO**  
PSD Staff

Noted:

  
**MARIZON A. GARCIA**  
Chief, Planning & Statistics Division



**BUREAU OF CORRECTIONS  
PDL Profile In-Confinement  
as of APRIL 30, 2024**


as of APRIL 30, 2024	New Bilibid Prison					CIW	IPPF		DPPF		SRPPF	SPPF	LRP	TOTAL	%
	Maximum	Medium	Minimum	RDC	PMA		Male	Female	Male	Female					
<b>AS TO NATIONALITY</b>	<b>15,833</b>	<b>5,711</b>	<b>1,916</b>	<b>2,377</b>	<b>100</b>	<b>3,092</b>	<b>4,444</b>	<b>95</b>	<b>8,726</b>	<b>610</b>	<b>3,741</b>	<b>3,348</b>	<b>3,199</b>	<b>53,192</b>	<b>100</b>
<i>FILIPINO</i>	<i>15,757</i>	<i>5,693</i>	<i>1,907</i>	<i>2,365</i>	<i>100</i>	<i>3,059</i>	<i>4,431</i>	<i>95</i>	<i>8,696</i>	<i>607</i>	<i>3,738</i>	<i>3,174</i>	<i>3,191</i>	<i>52,813</i>	<i>99.29</i>
<i>FOREIGNERS</i>	<i>76</i>	<i>18</i>	<i>9</i>	<i>12</i>	<i>-</i>	<i>33</i>	<i>13</i>	<i>-</i>	<i>30</i>	<i>3</i>	<i>3</i>	<i>174</i>	<i>8</i>	<i>379</i>	<i>0.71</i>
African	1	-	-	1	-	1	1	-	-	-	-	-	-	4	0.008
American	12	2	-	-	-	1	-	-	4	-	-	-	-	19	0.036
Arabian	-	-	-	-	-	-	-	-	-	1	-	-	-	1	0.002
Australian	5	2	-	1	-	-	-	-	1	-	-	-	3	12	0.023
Austrian	2	-	-	-	-	-	-	-	-	-	-	-	2	4	0.008
Bulgarian	-	1	-	-	-	-	-	-	-	-	-	-	-	1	0.002
Canadian	1	-	-	-	-	-	-	-	-	-	-	2	-	3	0.006
Cameroonian	-	-	-	-	-	-	-	-	1	-	-	-	-	1	0.002
Chinese	1	6	7	6	-	19	6	-	11	1	3	150	-	210	0.395
Columbian	1	-	-	-	-	-	-	-	-	-	-	-	-	1	0.002
Danish	-	-	-	-	-	-	-	-	-	-	-	-	1	1	0.002
Dutch	-	-	-	-	-	-	-	-	2	-	-	-	-	2	0.004
Egyptian	-	-	-	-	-	-	-	-	1	-	-	-	-	1	0.002
German	3	1	-	-	-	-	2	-	1	-	-	-	-	7	0.013
Indian	6	1	-	-	-	-	1	-	1	-	-	-	-	9	0.017
Indonesian	5	-	-	-	-	4	-	-	1	-	-	-	-	10	0.019
Iranian	1	2	-	-	-	-	-	-	-	-	-	-	-	3	0.006
Japanese	4	-	-	-	-	1	-	-	1	-	-	-	-	6	0.011
Jordanian	-	-	1	-	-	-	-	-	-	-	-	-	-	1	0.002
Kenyan	-	-	-	-	-	1	-	-	-	1	-	-	-	2	0.004
Korean	9	1	1	-	-	-	-	-	-	-	-	3	1	15	0.028
Malaysian	11	-	-	-	-	1	-	-	1	-	-	-	1	14	0.026
Mexican	-	-	-	-	-	-	-	-	1	-	-	-	-	1	0.002
Nepalese	1	-	-	-	-	-	-	-	-	-	-	-	-	1	0.002
Nigerian	4	1	-	-	-	-	2	-	3	-	-	-	-	10	0.019
Norwegian	-	-	-	-	-	1	-	-	-	-	-	-	-	1	0.002
Pakistani	1	-	-	-	-	-	1	-	-	-	-	-	-	2	0.004
Polish	-	-	-	-	-	1	-	-	-	-	-	-	-	1	0.002
Singaporean	1	-	-	-	-	-	-	-	-	-	-	-	-	1	0.002
Swedish/Swiss*	3	-	-	2	-	1	-	-	-	-	-	-	-	6	0.011
Taiwanese	2	1	-	-	-	-	-	-	-	-	-	19	-	22	0.041
Thailand	-	-	-	-	-	1	-	-	-	-	-	-	-	1	0.002
Turkish	-	-	-	-	-	-	-	-	-	-	-	-	-	-	0.000
Ugandese	-	-	-	-	-	1	-	-	-	-	-	-	-	1	0.002
Venezuelan	1	-	-	-	-	-	-	-	1	-	-	-	-	2	0.004
Vietnamese	1	-	-	2	-	-	-	-	-	-	-	-	-	3	0.792

\*161 PDL difference to CTOD report is due to irregular movement of PDL (85 newly admitted PDL from DPPF which are not yet included in the reported PDL population and 76 PDL from other OPPFs that maybe outside hospital referral, court hearing, turn-over to jail, sudden death of PDL, released PDL and newly arrived which are not included or still included in the reported PDL population)


**ACTUAL PDL POPULATION**

53,353

Prepared by:

  
**HEIDYLYN M. FETALINO**  
PSD Staff

Noted:

  
**MARZON A. GARCIA**  
Chief, Planning & Statistics Division