

ICTP


RUSH

1st Priority

2nd Priority

Normal

**PLANNING AND STATISTICS DIVISION
ROUTING SLIP**

TO/FOR	FROM	DATE	SIGNATURE	(/)	REQUESTED ACTION
C, ICTD	ASSISTANT CHIEF, PSD	3 AUG 2023	 MARTIN	/	Appropriate Action
C, PMD					For Comment/Reco
ACTING DIR, DPM					Approval
					Concurrence
					For Information
					For Records/File

AMPLIFYING REMARKS/INSTRUCTIONS:

1. Reference: Routing Slip dated 03 August 2023 from the Directorate for Planning and Management re: Submission of a copy of the BAR 1 – Quarterly Physical Report of Operation to the ICTD for posting on the BuCor Transparency Seal
2. ICOW, attached herewith is the copy of the BuCor's 2nd Quarterly Physical Report of Operation (BAR 1) for posting on the BuCor Transparency Seal.
3. For your reference and appropriate action.



1601H

QUARTERLY PHYSICAL REPORT OF OPERATION
As of 30 June 2023


Šar No. 1

Department: Department of Justice (DOJ)
Appropriations: Current Year Appropriations
Agency: Bureau of Corrections
Operating Unit: New Bilibid Prison/Correctional Institute for Women
Organization Code (UACS): 150020700001

Particulars	UACS CODE	Physical Targets					Physical Accomplishments					Variance	Remarks
		1st Quarter	2nd Quarter	3rd Quarter	4th Quarter	Total	1st Quarter	2nd Quarter	3rd Quarter	4th Quarter	Total		
1	2	3	4	5	6	7=(3+4+5+6)	8	9	10	11	12=(8+9+10+11)		14
Part A													
I. Operations													
OO: National prisoners effectively and efficiently kept safe and rehabilitated													
PRISONERS REHABILITATION PROGRAM	3.10E+14												
Outcome Indicator													
1. Rate of full compliance to prison rules by PDL engaged in rehabilitation programs		99.50%	99.50%	99.50%	99.50%	99.50%	99.78% (49,107/49,217)	99.82% (49,828/49,918)			99.80% (49,468/49,568)	0.30% ↑	Strict implementation of Prison rules and regulations
Output Indicators													
1. PDL participation rate in rehabilitation programs		90%	90%	90%	90%	90%	97.48% (49,217/50,488)	97.48% (49,918/51,209)			97.48% (49,568/50,849)	7.48% ↑	PDL are encourage to participate not only in mandatory rehabilitation program but also in the intensive rehabilitation program.
2. Number of qualified PDL carpenter forwarded to BPP		875	875	875	875	3,500	444	707			1,161	599 ↓	Lack of Psychologist to conduct the Psychological Exam to PDL as one of the requirements of the BPP. We only have two (2) Psychologists bureauwide.

Particulars	UACS CODE	Physical Targets					Physical Accomplishments					Variance	Remarks
		1st Quarter	2nd Quarter	3rd Quarter	4th Quarter	Total	1st Quarter	2nd Quarter	3rd Quarter	4th Quarter	Total		
1	2	3	4	5	6	7=(3+4+5+6)	8	9	10	11	12=(8+9+10+11)	13	14
PRISONERS CUSTODY AND SAFEKEEPING PROGRAM	3.10E+14												
Outcome Indicators													
1. Percentage of all PDL effectively secured in custody		100.00%	100.00%	100.00%	100.00%	100.00%	99.99% (50,487 / 50,488)	99.99% (51,208 / 51,209)			99.99% (50,847 / 50,849)	0.01% ↓	Strengthening of the camp's perimeter fences in all OPPFs and strict security measures are being implemented and observed.
2. Congestion rate in national prisons		311%	311%	311%	311%	311% (Computed based on 4.7 sq m bed capacity)	317%	321%			319% (Computed based on 4.7 sq m bed capacity)	8% ↑	Due to influx of new inmates from City, Municipal, & Provincial Jails, easing of COVID protocol restrictions on PDL movement/transfers
Output Indicators													
1. Average daily number of PDL maintained and safekept		49,500	49,500	49,500	49,500	49,481 (based on GAA)	50,488	51,209			50,849	1,349 (2.72%) ↑	51,209 PDL Population maintained and safekept.
2. Prison violence incidents as a percentage of average daily PDL population		0.005%	0.005%	0.005%	0.005%	0.02%	0.003% (2 incidents/50,488)	0.00%			0.003% (2 incidents/50,488)	0.002% ↓	The "e-dalaw" Program provides a virtual platform for PDL to communicate with their families to help reduce boredom & anxiety brought about by their longing for their loved ones and the actual visitation is now being implemented that makes it more favorable for PDL.


Prepared By:


 CT/CSUPT MARIA FE R MARQUEZ, MNSA
 Acting Director, Directorate for Planning and Management

Date:

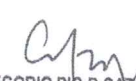


In coordination with:


 MARIA CIELO O. MONSALUD
 Chief, Budget Division

Date:

Approved by:


 GENERAL GREGORIO PIO P CATAPANG, JR., AFP (Ret.) CESE
 Director General, Bureau of Corrections

Date:



Republic of the Philippines
DEPARTMENT OF JUSTICE
BUREAU OF CORRECTIONS
NATIONAL HEADQUARTERS
NBP Reservation, Muntinlupa City, Philippines, 1776
Telephone Nos. +632-8809-8073 / 8809-9775 / E-mail Address: odg@bucor.gov.ph

14 July 2023

SEC. AMENAH F. PANGANDAMAN

Secretary

Department of Budget and Management
General Solano St., San Miguel, Manila

Dear Secretary Pangandaman:

In compliance with the Department of Budget and Management Circular Letter No. 2016-11 re: Guidelines Prescribing Electronic Submission of Budget and Financial Accountability Reports (BFARs), attached is the BuCor's Quarterly Physical Report of Operation (BAR 1) quarter ending 30 June 2023.

For Her information and reference.


GENERAL GREGORIO PIO P CATAPANG JR., AFP (Ret.), CESE
Director General

"REFORM BUCOR"