

**BUREAU OF CORRECTIONS**  
**PDL Profile In-Confinement**  
as of MAY 31, 2024

as of May 31, 2024	NEW BILIBID PRISON					CIW	IPPF		DPPF		SRPPF	SPPF	LRP	AVERAGE PDL POPULATION	ACTUAL PDL POPULATION	%
	Maximum	Medium	Minimum	RDC	PMA		Male	Female	Male	Female						
<b>AS TO REGION</b>	14,920	5,874	1,872	2,700	97	3,111	4,430	91	8,707	600	3,721	3,335	3,302	52,760	53,397	100
NCR (National Capital Region)	4,640	1,275	402	843	9	1,505	962	17	578	26	42	928	264	11,491	-	21.78
Region I (Ilocos Region)	1,134	2,196	176	192	1	146	199	2	93	3	8	227	31	4,408	-	8.35
Region II (Cagayan Valley)	629	248	110	103	9	65	136	4	39	-	13	86	24	1,466	-	2.78
Region III (Central Luzon)	1,734	443	182	376	16	293	322	8	180	6	21	250	52	3,883	-	7.36
Region IV-A (CALABARZON)	2,840	470	177	523	13	486	1,749	31	309	4	25	646	75	7,348	-	13.93
Region IV-B (MIMAROPA)	-	-	51	19	3	-	-	-	-	-	-	-	-	73	-	0.14
Region V (Bicol Region)	1,334	137	203	232	6	108	320	5	136	6	23	331	56	2,897	-	5.49
Region VI (Western Visayas Region)	992	11	146	102	11	74	268	4	68	1	15	278	20	1,990	-	3.77
Region VII (Central Visayas Region)	692	210	162	5	10	245	156	13	101	18	52	176	1,132	2,972	-	5.63
Region VIII (Eastern Visayas Region)	175	114	78	17	8	52	81	4	36	1	15	118	1,633	2,332	-	4.42
Region IX (Zamboanga Peninsula)	35	17	9	-	1	10	32	-	15	69	2,061	29	-	2,278	-	4.32
Region X (Northern Mindanao Region)	22	14	38	-	5	6	43	-	3,109	275	290	29	2	3,833	-	7.26
Region XI (Davao Region)	10	30	6	-	-	4	19	1	2,266	104	2	29	-	2,471	-	4.68
Region XII (SOCCSARGEN)	10	16	48	-	-	2	13	-	1,434	45	118	18	3	1,707	-	3.24
Region XIII-CARAGA	10	27	2	-	-	1	22	-	154	33	10	11	4	274	-	0.52
CAR (Cordillera Administrative Region)	636	465	57	53	4	114	88	2	35	-	2	102	4	1,562	-	2.96
BARMM (Bangsamoro Autonomous Region of Muslim Mindanao)	27	59	20	-	-	-	16	-	154	9	25	13	2	325	-	0.62
Unknown/Foreign National	-	142	5	235	1	-	4	-	-	-	999	64	-	1,450	-	2.75
<b>ACCDG. TO AGE</b>	14,920	5,874	1,872	2,700	97	3,111	4,430	91	8,707	600	3,721	3,335	3,302	52,760	53,397	100
18 yrs old & below	-	-	-	20	-	-	2	-	3	1	-	-	2	28	-	0.05
19-21	31	16	-	59	-	11	50	-	66	22	52	12	159	478	-	0.91
22-39	4,732	1,476	73	1,105	56	889	1,583	34	4,272	333	1,099	909	1,763	18,324	-	34.73
40-59	8,316	3,346	940	1,176	39	1,653	2,388	54	3,864	227	1,281	2,215	1,263	26,762	-	50.72
60 above	1,814	1,036	840	105	2	554	380	3	474	16	255	164	115	5,758	-	10.91
Unknown/Others	27	-	19	235	-	4	27	-	28	1	1,034	35	-	1,410	-	2.67
<b>CIVIL STATUS</b>	14,920	5,874	1,872	2,700	97	3,111	4,430	91	8,707	600	3,721	3,335	3,302	52,760	53,397	100
Single	8,975	3,636	673	1,675	54	1,379	2,927	62	4,923	323	1,308	1,563	1,760	29,258	-	55.45
Married	5,485	2,100	1,028	724	22	926	1,427	24	3,472	218	1,277	1,048	1,046	18,797	-	35.63
Widow/Widower	460	135	-	50	-	264	76	4	307	59	-	90	54	1,499	-	2.84
Others	-	3	171	251	21	542	-	1	5	-	1,136	634	442	3,206	-	6.08
<b>SECURITY CLASSIFICATION</b>	14,920	5,874	1,872	2,700	97	3,111	4,430	91	8,707	600	3,721	3,335	3,302	52,760	53,397	100
Maximum	14,920			1,545		2,759	954	70	3,219	158	1,999	1,052	1,801	28,477	-	53.97
Medium		5,874		920		307	1,980	14	4,266	179	1,320	547	1,316	16,723	-	31.70
Minimum			1,872	235	97	45	1,496	7	1,222	263	402	1,736	185	7,560	-	14.33

DPM/PSD/LDA/ile/pdlp\_in-con-2024

\*637 PDL difference to CTOD report is due to irregular movement of PDL (500 newly admitted PDL from DPPF which are not yet included in the reported PDL population and 137 PDL from other OPPFs that maybe outside hospital referral, court hearing, turn-over to jail, sudden death of PDL, released PDL and newly arrived which are not included or still included in the reported PDL population)

Prepared by:

  
**HEIDL LYN M. FETALINO**  
PSD Staff

Noted:

  
**MARIZON A. GARCIA**  
Chief, Planning & Statistics Division


**BUREAU OF CORRECTIONS**  
**PDL Profile In-Confinement**  
as of MAY 31, 2024

as of May 31, 2024	NEW BILIBID PRISON					CIW	IPPF		DPPF		SRPPF	SPPF	LRP	AVERAGE PDL POPULATION	ACTUAL PDL POPULATION	%
	Maximum	Medium	Minimum	RDC	PMA		Male	Female	Male	Female						
<b>ACCDG. TO CRIMES COMMITTED</b>	<b>14,920</b>	<b>5,874</b>	<b>1,872</b>	<b>2,700</b>	<b>97</b>	<b>3,111</b>	<b>4,430</b>	<b>91</b>	<b>8,707</b>	<b>600</b>	<b>3,721</b>	<b>3,335</b>	<b>3,302</b>	<b>52,760</b>	<b>53,397</b>	<b>100</b>
Crimes Against Nat'l Security of the Law of the Nations	6	14	3	100	1	1	2	-	1	1	25	1	25	180	-	0.34
Crimes Against the Fundamental Laws of the State	4	-	-	-	-	1	-	-	2	1	-	-	5	13	-	0.02
Crimes Against Public Order	46	-	31	-	5	2	127	1	1	-	7	40	1	261	-	0.49
Crimes Against Public Interest	6	-	-	-	-	305	3	5	10	-	1	10	3	343	-	0.65
Crimes Relative to Opium and Other Prohibited Drugs	3,931	1,443	186	736	1	1,836	1,054	60	2,167	400	984	709	696	14,203	-	26.92
Crimes Against Public Morals	-	-	-	-	-	1	1	-	3	-	2	5	1	13	-	0.02
Crimes Committed by Public Officers	5	9	-	3	-	-	1	-	46	2	591	1	1	659	-	1.25
Crimes Against Persons	3,445	2,957	779	582	85	440	2,731	19	3,629	119	3	1,236	1,384	17,409	-	33.00
Crimes Against Personal Liberty and Security	376	180	129	13	2	24	76	-	152	26	87	55	20	1,140	-	2.16
Crimes Against Property	778	587	80	237	3	142	277	6	623	38	364	354	313	3,802	-	7.21
Crimes Against Chastity	4,988	612	664	794	-	-	120	-	1,967	8	83	865	820	10,921	-	20.70
Crimes Against Civil Status of Person	-	-	-	-	-	-	-	-	1	-	3	-	11	15	-	0.03
Crimes Against Honor	14	-	-	-	-	-	-	-	1	1	-	-	2	18	-	0.03
SPL & Others	1,321	72	-	235	-	359	38	-	104	4	1,571	59	20	3,783	-	7.17
<b>EDUCATIONAL PROFILE</b>	<b>14,920</b>	<b>5,874</b>	<b>1,872</b>	<b>2,700</b>	<b>97</b>	<b>3,111</b>	<b>4,430</b>	<b>91</b>	<b>8,707</b>	<b>600</b>	<b>3,721</b>	<b>3,335</b>	<b>3,302</b>	<b>52,760</b>	<b>53,397</b>	<b>100</b>
Illiterate	786	823	100	123	8	37	268	-	335	6	213	178	173	3,050	-	5.78
Elem. Level	3,648	1,947	449	519	24	413	1,463	11	2,795	83	1,132	1,111	1,225	14,820	-	28.09
Elem. Graduate	2,227	919	283	373	4	165	680	8	1,385	72	184	473	445	7,218	-	13.68
High School Level	3,124	651	382	490	18	729	841	22	1,435	162	591	705	698	9,848	-	18.67
High School Graduate	2,933	811	359	603	15	797	771	23	1,424	125	275	588	450	9,174	-	17.39
College Level	1,010	402	194	154	14	451	246	16	881	83	206	164	155	3,976	-	7.54
College Graduate	757	144	84	134	8	473	100	10	232	60	88	81	94	2,265	-	4.29
Vocational/Others	435	177	21	304	6	46	61	1	220	9	1,032	35	62	2,409	-	4.57
<b>ACCDG. TO RELIGION</b>	<b>14,920</b>	<b>5,874</b>	<b>1,872</b>	<b>2,700</b>	<b>97</b>	<b>3,111</b>	<b>4,430</b>	<b>91</b>	<b>8,707</b>	<b>600</b>	<b>3,721</b>	<b>3,335</b>	<b>3,302</b>	<b>52,760</b>	<b>53,397</b>	<b>399</b>
Roman Catholic	11,182	4,634	1,484	1,905	62	2,442	3,586	70	6,203	343	1,771	1,779	2,923	38,384	-	72.75
Protestant	444	373	76	3	8	11	172	4	396	18	30	3	84	1,622	-	3.07
Islam	677	172	69	68	-	196	149	3	691	138	689	187	23	3,062	-	5.80
Iglesia ni Kristo	1,633	430	97	181	14	151	269	5	313	4	46	744	100	3,987	-	7.56
Adventist	177	68	59	-	5	-	78	3	-	-	47	250	-	-	-	0.00
Others	807	197	87	543	8	311	176	6	1,104	97	1,138	372	172	5,018	-	309.37


DPM-PSD/LDA/tic/pdip\_in-con-2024

\*637 PDL difference to CTOD report is due to irregular movement of PDL (500 newly admitted PDL from DPPF which are not yet included in the reported PDL population and 137 PDL from other OPPFs that maybe outside hospital referral, court hearing, turn-over to jail, sudden death of PDL, released PDL and newly arrived which are not included or still included in the reported PDL population)

Prepared by:

  
**HEIDILYN M. FETALINO**  
PSD Staff

Noted:

  
**MARIZON A. GARCIA**  
Chief, Planning & Statistics Division

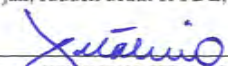
**BUREAU OF CORRECTIONS**  
**PDL Profile In-Confinement**  
as of MAY 31, 2024

as of May 31, 2024	NEW BILIBID PRISON					CIW	IPPF		DPPF		SRPPF	SPPF	LRP	AVERAGE PDL POPULATION	ACTUAL PDL POPULATION	%
	Maximum	Medium	Minimum	RDC	PMA		Male	Female	Male	Female						
<b>BY OCCUPATION</b>	<b>14,920</b>	<b>5,874</b>	<b>1,872</b>	<b>2,700</b>	<b>97</b>	<b>3,110</b>	<b>4,430</b>	<b>91</b>	<b>8,707</b>	<b>600</b>	<b>3,721</b>	<b>3,335</b>	<b>3,302</b>	<b>52,759</b>	<b>53,397</b>	<b>400</b>
Accountant/Auditor	-	-	-	-	-	28	1	-	1	-	-	-	-	30	-	0.06
Bank Employee	-	-	-	-	-	14	-	-	2	-	1	-	2	19	-	0.04
Barber/Beautician/Manicurist	-	-	-	-	-	63	14	-	50	20	12	24	15	198	-	0.38
Bookkeeper	-	-	-	-	-	1	1	-	-	-	-	-	-	2	-	0.00
Businessman/Businesswoman	-	-	-	-	-	439	97	5	177	54	82	171	60	1,085	-	2.06
Cashier	-	-	-	-	-	34	-	-	1	5	-	-	2	42	-	0.08
Chamber Maid/Domestic Helper	-	-	-	-	-	49	-	-	6	12	9	31	-	107	-	0.20
Clerk/Messenger/Liason	163	-	-	-	-	18	1	-	2	2	-	3	3	192	-	0.36
Consultant	-	-	-	-	-	7	-	-	-	-	-	1	1	9	-	0.02
Contractor	-	-	-	-	-	2	4	-	-	-	1	-	1	8	-	0.02
Cook/Chef/Baker	-	-	-	-	-	27	44	1	56	19	26	41	21	235	-	0.45
Driver	-	-	-	-	-	-	389	-	-	-	-	68	-	457	-	0.87
Electrician/Technician	92	-	-	-	-	5	38	-	-	-	32	-	37	204	-	0.39
Employee	-	-	-	-	-	126	53	1	143	-	14	30	28	395	-	0.75
Engineer	-	-	-	-	-	-	-	-	1	-	-	-	-	1	-	0.25
Entertainment/GRO/Singer	-	-	-	-	-	29	8	2	1	8	1	3	5	57	-	300.00
Factory Worker	-	-	-	-	-	31	-	-	29	13	16	16	48	153	-	0.29
Farmer/Gardener	2,520	1,604	484	348	21	34	826	-	2,245	20	666	596	1090	10,454	-	19.81
Fisherman	-	-	-	-	-	1	335	-	63	-	110	-	82	591	-	1.12
Government Employee	-	-	-	-	-	37	12	1	137	9	10	55	41	302	-	0.57
Health Professionals/Nurses/Physicians	-	6	-	11	-	74	14	1	1	-	2	7	-	116	-	0.22
Housekeeper/Housewife/Caretaker	-	-	-	-	-	309	11	15	7	84	2	6	6	440	-	0.83
Laborer/Construction Worker/Carpenter	-	-	-	-	-	11	1385	23	2,574	42	541	68	413	5,057	-	9.59
Laundrywoman	-	-	-	-	-	77	-	-	0	-	-	-	1	78	-	0.15
Manager	300	-	-	-	-	36	-	-	17	-	2	6	4	365	-	0.69
Mason	-	-	-	-	-	-	14	-	0	-	27	-	26	67	-	0.13
OCW/OFW	-	-	-	-	-	68	18	3	17	8	2	-	12	128	-	0.24
Painter	-	-	-	-	-	-	70	-	0	-	28	-	37	135	-	0.26
Salesman/Saleslady/Sales Agent	2,414	-	-	-	-	173	7	-	52	30	1	12	29	2,718	-	5.15
Secretary	-	-	-	-	-	17	1	-	1	2	-	-	5	26	-	0.05
Sewer/Dressmaker/Weaver/ Tailor	-	-	-	-	-	35	-	-	6	2	4	4	4	55	-	0.10
Shoe Maker	-	-	-	-	-	1	-	-	-	-	2	-	-	3	-	0.01
Storekeeper/helper	-	-	-	-	-	38	1	-	-	-	26	-	18	83	-	0.16
Student	3,671	-	-	8	-	5	21	-	67	4	18	36	25	3,855	-	7.31
Teacher/Tutor	-	-	-	-	-	21	4	-	10	1	7	12	4	59	-	0.11
Vendor	-	-	-	-	-	359	162	4	275	39	139	153	128	1,259	-	2.39
Welder/Auto Mechanic	-	-	-	-	-	4	148	-	280	-	54	-	55	541	-	1.03
Trade and Industry	-	884	131	826	7	-	-	-	102	2	6	-	5	1,963	-	3.72
Defense and Security	129	142	169	100	11	15	124	-	178	1	102	-	40	1,011	-	1.92
Administrative	-	9	74	29	-	13	-	-	57	6	4	-	6	198	-	0.38
Infra. Arts and Recreation	-	307	248	514	20	23	-	-	98	10	288	-	3	1,511	-	2.86
Crafts and Trade	1,427	219	476	19	11	16	9	-	104	18	2	-	9	2,310	-	4.38
Transportation and Communication	-	649	235	468	17	23	304	-	1,271	1	6	-	148	3,122	-	5.92
Others	3,300	2,054	-	235	1	29	144	1	329	51	179	1,882	713	8,918	-	16.90
None/Jobless	904	-	55	142	9	818	170	34	347	137	1,299	110	175	4,200	-	7.96


DPM-PSD/LDA/rdc/pdlp\_in-con-2024

\*637 PDL difference to CTOD report is due to irregular movement of PDL (500 newly admitted PDL from DPPF which are not yet included in the reported PDL population and 137 PDL from other OPPFs that maybe outside hospital referral, court hearing, turn-over to jail, sudden death of PDL, released PDL and newly arrived which are not included or still included in the reported PDL population)

Prepared by:

  
**HEIDILYN M. FETALINO**  
PSD Staff

Noted:

  
**MARLON A. GARCIA**  
Chief, Planning & Statistics Division

**BUREAU OF CORRECTIONS**  
**PDL Profile In-Confinement**  
as of MAY 31, 2024

as of May 31, 2024	NEW BILIBID PRISON					CIW	IPPF		DPPF		SRPPF	SPPF	LRP	AVERAGE PDL POPULATION	ACTUAL PDL POPULATION	%
	Maximum	Median	Minimum	RDC	PMA		Male	Female	Male	Female						
	<b>AS TO NATIONALITY</b>	<b>14,920</b>	<b>5,874</b>	<b>1,872</b>	<b>2,700</b>		<b>97</b>	<b>3,111</b>	<b>4,430</b>	<b>91</b>						
<i>FILIPINO</i>	14,849	5,855	1,863	2,686	97	3,078	4,418	91	8,676	597	3,718	3,161	3,294	52,383	-	99.29
<i>FOREIGNERS</i>	71	19	9	14	-	33	12	-	31	3	3	174	8	377	-	0.71
African	1	1	-	2	-	1	1	-	-	-	-	-	-	6	-	0.011
American	10	2	-	-	-	1	-	-	4	-	-	-	-	17	-	0.032
Arabian	-	-	-	-	-	-	-	-	-	1	-	-	-	1	-	0.002
Australian	3	1	-	1	-	-	-	-	1	-	-	-	3	9	-	0.017
Austrian	-	-	-	-	-	-	-	-	-	-	-	-	-	-	-	0.000
British	-	-	-	-	-	-	-	-	-	-	-	-	2	2	-	0.004
Bulgarian	2	1	-	-	-	-	-	-	-	-	-	-	-	3	-	0.006
Canadian	1	-	-	-	-	-	-	-	-	-	-	1	-	2	-	0.004
Cameroonian	-	-	-	-	-	-	-	-	1	-	-	-	-	1	-	0.002
Chinese	1	6	7	6	-	19	6	-	11	1	3	150	-	210	-	0.398
Columbian	1	-	-	-	-	-	-	-	-	-	-	-	-	1	-	0.002
Danish	-	-	-	-	-	-	-	-	-	-	-	-	1	1	-	0.002
Dutch	-	-	-	-	-	-	-	-	2	-	-	-	-	2	-	0.004
Egyptian	-	-	-	-	-	-	-	-	1	-	-	-	-	1	-	0.002
German	3	1	-	-	-	-	2	-	1	-	-	-	-	7	-	0.013
Indian	5	1	-	1	-	-	1	-	1	-	-	-	-	9	-	0.017
Indonesian	5	-	-	-	-	4	-	-	1	-	-	-	-	10	-	0.019
Italian	-	1	-	-	-	-	-	-	1	-	-	-	-	2	-	0.004
Iranian	1	1	-	-	-	-	-	-	-	-	-	1	-	3	-	0.006
Japanese	4	-	-	-	-	1	-	-	1	-	-	-	-	6	-	0.011
Jordanian	-	-	1	-	-	-	-	-	-	-	-	-	-	1	-	0.002
Kenyan	-	-	-	-	-	1	-	-	-	1	-	-	-	2	-	0.004
Korean	9	-	1	-	-	-	-	-	-	-	-	3	1	14	-	0.027
Malaysian	11	-	-	-	-	1	-	-	1	-	-	-	1	14	-	0.027
Mexican	-	-	-	-	-	-	-	-	1	-	-	-	-	1	-	0.002
Nepalese	1	-	-	-	-	-	-	-	-	-	-	-	-	1	-	0.002
Nigerian	4	1	-	-	-	-	1	-	3	-	-	-	-	9	-	0.017
Norwegian	-	-	-	-	-	1	-	-	-	-	-	-	-	1	-	0.002
Pakistani	1	-	-	1	-	-	1	-	-	-	-	-	-	3	-	0.006
Polish	-	-	-	-	-	1	-	-	-	-	-	-	-	1	-	0.002
Singaporean	1	-	-	-	-	-	-	-	-	-	-	-	-	1	-	0.002
Swedish/Swiss*	3	-	-	2	-	1	-	-	-	-	-	-	-	6	-	0.011
Taiwanese	2	2	-	-	-	-	-	-	-	-	-	19	-	23	-	0.044
Thailand	-	-	-	-	-	1	-	-	-	-	-	-	-	1	-	0.002
Turkish	-	1	-	-	-	-	-	-	-	-	-	-	-	1	-	0.002
Ugandese	-	-	-	-	-	1	-	-	-	-	-	-	-	1	-	0.002
Venezuelan	1	-	-	-	-	-	-	-	1	-	-	-	-	2	-	0.004
Vietnamese	1	-	-	1	-	-	-	-	-	-	-	-	-	2	-	0.531

\*637 PDL difference to CTOD report is due to irregular movement of PDL (500 newly admitted PDL from DPPF which are not yet included in the reported PDL population and 137 PDL from other OPPFs that maybe outside hospital referral, court hearing, turn-over to jail, sudden death of PDL, released PDL and newly arrived which are not included or still included in the reported PDL population)

Prepared by:

  
**HEILYN M. FETALINO**  
PSD Staff

Noted:

  
**MARIZON A. GARCIA**  
Chief, Planning & Statistics Division