

QUARTERLY REPORT OF REVENUE AND OTHER RECEIPTS
As of the Quarter Ending December 31, 2020
(In Pesos)

Department: Department of Justice
Entity Name: Bureau of Corrections
Operating Unit: Consolidated NBP/CIW and Colonies
Organization Code (UACS): _____

CLASSIFICATION / SOURCES OF REVENUE AND OTHER RECEIPTS	UACS Code	REVENUE TARGET (Annual)	ACTUAL REVENUE AND OTHER RECEIPTS/COLLECTIONS					CUMULATIVE REMITTANCE /DEPOSITS TO DATE			VARIANCE		Remarks
			1st Quarter	2nd Quarter	3rd Quarter	4th Quarter	TOTAL	Remittance to BTr	Deposited with AGDB	Total	Amount	%	
A. General Fund (formerly Fund 101)													
- Tax													
Documentary Stamp Tax	40104010 00		0.00	0.00	0.00	0.00	0.00	0.00	0.00	0.00			
- Non-Tax													
Overpayment Salary	5010101002		0.00	0.00	0.00	12,604.00	12,604.00	0.00	12,604.00	12,604.00			
Petty Cash Fund	1010102000		631,174.50	88,866.25	257.05	26,818.82	747,116.62	0.00	747,116.62	747,116.62			
Advances to Off & Emp	1990104000		765,671.91	226,132.35	67,198.92	303,606.42	1,362,609.60	0.00	1,362,609.60	1,362,609.60			
Due from Off & Emp	1030502000		11,917.96	0.00	0.00	111,583.35	123,501.31	0.00	123,501.31	123,501.31			
Advances for SDO	1990103000		255,516.75	1,800.00	348,862.61	572,524.07	1,178,703.43	0.00	1,178,703.43	1,178,703.43			
Clearance & Certification	4020104002		12,575.00	6,375.00	14,365.00	8,200.00	41,515.00	0.00	41,515.00	41,515.00			
Other Gains	4050199000		114,161.55	247,277.22	766,769.91	136,834.60	1,265,043.28	0.00	1,265,043.28	1,265,043.28			
SUB TOTAL FUND 101			1,791,017.67	570,450.82	1,197,453.49	1,172,171.26	4,731,093.24	0.00	4,731,093.24	4,731,093.24			
B. Special Account in the General Fund (formerly Fund 105, 183, 401, 151-159)													
- Tax													
- Non-Tax													
C. Off-Budget Accounts (Fund 284)													
Other Gains	4050199000		11,572,443.58	10,979,683.58	13,814,203.05	16,384,190.93	52,750,521.14	0.00	52,750,521.14	52,750,521.14			
Other Receivables Rental	1030599000		56,454,095.85	54,049,098.20	56,170,583.32	53,784,345.76	220,458,123.13	0.00	220,458,123.13	220,458,123.13			
Petty Cash Fund	1010102000		0.00	36.00	0.00	0.00	36.00	0.00	36.00	36.00			
Disallowance/Charges			46,500.00	0.00	0.00	0.00	46,500.00	0.00	46,500.00	46,500.00			
Collection of Business Income	4020299099		45,959.50	30,763.71	32,856.52	32,057.78	141,637.51	0.00	141,637.51	141,637.51			
Gain on Sale of Agricultural Produce	4050109000		0.00	985,612.75	814,577.25	289,541.36	2,089,731.36	0.00	2,089,731.36	2,089,731.36			
Sales Revenue			69,805.00	40,100.00	45,440.00	17,670.00	173,015.00	0.00	173,015.00	173,015.00			
CIW Collection	1050199000		158,461.00	110,165.00	99,000.00	93,248.00	460,874.00	0.00	460,874.00	460,874.00			
SUB TOTAL FUND 284		152,487,000	68,347,264.93	66,195,459.24	70,976,660.14	70,601,053.83	276,120,438.14	0.00	276,120,438.14	276,120,438.14	123,633,438.14	81%	
D. Custodial Funds (Fund 184)													
Other Receivables/Electricity	1030599001		822,682.35	245,578.77	1,248,858.89	752,845.65	3,069,965.66	0.00	3,069,965.66	3,069,965.66			
Due from Off & Emp	1030502000		740,045.45	943,833.48	1,045,277.10	1,172,298.21	3,901,454.24	0.00	3,901,454.24	3,901,454.24			
Other Gains	4020216005		483,538.80	730,694.78	584,337.40	825,012.20	1,454,908.38	0.00	1,454,908.38	1,454,908.38			
Other Service fees	4020199099		11,429.30	6,533.40	0.00	0.00	17,962.70	0.00	17,962.70	17,962.70			
Sales of Accountable Forms	4020216005		146,000.00	0.00	1,495,200.00	1,642,700.00	3,283,900.00	0.00	3,283,900.00	3,283,900.00			
Trust Liabilities	2040101000		0.00	379,987.00	1,563,256.00	0.00	1,943,243.00	0.00	1,943,243.00	1,943,243.00			
Bidders Bond			0.00	95,487.00	29,738.50	0.00	125,225.50	0.00	125,225.50	125,225.50			
CIW Other Gains	1050199000		171,324.70	133,416.00	165,615.00	147,577.70	617,933.40	0.00	617,933.40	617,933.40			
SUB TOTAL FUND 184			2,375,020.60	2,535,530.43	4,963,608.09	4,540,433.76	14,414,592.88	0.00	14,414,592.88	14,414,592.88			
TOTAL			72,513,303.20	69,301,440.49	77,137,721.72	76,313,658.85	295,266,124.26	0.00	295,266,124.26	295,266,124.26	123,633,438.14		

Certified Correct:

CHITO R. TURALDE
CHIEF ACCOUNTANT

Date: January 19, 2021

Approved By:

SEC. GERALD O. BANTAG
DIRECTOR GENERAL

Date: January 19, 2021

QUARTERLY REPORT OF REVENUE AND OTHER RECEIPTS
As of the Quarter Ending December 31, 2021
(In Pesos)

Department: Department of Justice
Entity Name: Bureau of Corrections
Operating Unit: Consolidated NBP/CIW and Colonies
Organization Code (UACS):

CLASSIFICATION / SOURCES OF REVENUE AND OTHER RECEIPTS	UACS Code	REVENUE TARGET (Annual)	ACTUAL REVENUE AND OTHER RECEIPTS/COLLECTIONS					CUMULATIVE REMITTANCE /DEPOSITS TO DATE			VARIANCE		Remarks
			1st Quarter	2nd Quarter	3rd Quarter	4th Quarter	TOTAL	Remittance to BTr	Deposited with AGDB	Total	Amount	%	
1	2	3	4	5	6	7	8=(4+5+6+7)	9	10	11=(9+10)	12=(8-3)	13=(12/3)	14
A. General Fund (formerly Fund 101)													
- Tax													
Documentary Stamp Tax	40104010 00												
- Non-Tax													
Overpayment Salary	5010101002		621,192.79	60,171.00	153,873.26		835,237.05		835,237.05	835,237.05			
Petty Cash Fund	1010102000		2,193.91	12,308.00	100.00	23,769.80	38,371.71	80,986.80					
Refund of Petty Cash			15,349.00	18,188.00	2,282.13	6,409.04	42,228.17						
Refund of Cash Advances			9,780.00	101,033.95	4,017.54	50,216.26	165,047.75	165,047.75					
Receipt of Payment-Due from & Emp	1030502000		4,833.54				4,833.54	4,833.54					
Receipt of Other Receivables			23,788.18				23,788.18	23,788.18					
Receipt of Refund Adv for off & Emp			1,455.00			54,143.88	1,455.00	1,455.00					
Advances for Off & Emp			100,503.24	59,860.04	75,819.39	217,851.64	454,034.31	12,416.04	402,442.12	414,858.16			
Due from Off & Emp	1030502000		35,423.09	267,900.44	10,986.35		314,309.88		314,309.88	314,309.88			
Advances for SDO	1990103000		559,087.63	145,346.47	257,617.08	554,995.17	1,517,046.35	1,517,046.35					
Collection of Electric from clients			52,862.35	51,680.67	47,378.28	15,369.31	167,290.61	167,290.61					
Clearance & Certification	4020104002		7,350.00	10,400.00	18,575.00	22,700.00	59,025.00	24,825.00	34,200.00	59,025.00			
Other Gains	4050199000		124,175.71	72,779.98	82,037.02	289,583.44	568,576.15	276,796.15	73,800.00	350,596.15			
Receivables-Disallowances	1030501000				44,357.00								
SUB TOTAL FUND 101			1,557,994.44	799,668.55	697,043.05	1,235,038.54	4,191,243.70	757,439.07	3,177,035.40	3,934,474.47			
B. Special Account in the General Fund (formerly Fund 105, 183, 401, 151-159)													
- Tax													
- Non-Tax													
C. Off-Budget Accounts (Fund 284)													
Other Gains	4050199000		12,030,191.19	9,201,377.77	13,374,361.94	14,979,687.19	49,585,618.09		49,585,618.09	49,585,618.09			
Other Receivables Rental	1030599000		53,944,183.15	55,340,973.56	54,955,931.00	54,664,574.22	218,905,661.93		218,905,661.93	218,905,661.93			
Advances for SDO	1990103000		500.00	661.00			1,161.00		1,161.00	1,161.00			
Collection of Rent Lease Income			26,000.00	80,000.00	107,250.00	85,200.00	298,450.00	298,450.00		298,450.00			
Collection of Bussiness Income	4020299099		23,903.66	16,233.26	24,750.45	22,950.00	87,837.37	87,837.37		87,837.37			
Gain on Sale of Agricultural Produce	4050109000		696,112.71	259,177.47	79,959.75	1,997,898.69	3,033,148.62	3,033,148.62		3,033,148.62			
Sales Revenue			70,855.00	25,559.00	52,140.00	431,602.00	580,156.00	580,156.00		580,156.00			
CIW Collection	1050199000		66,471.00	85,597.15	115,318.90	138,748.00	406,135.05	406,135.05		406,135.05			
Donation			10,000.00				10,000.00	10,000.00		10,000.00			
SUB TOTAL FUND 284			66,868,216.71	65,009,579.21	68,709,712.04	72,320,660.10	272,908,168.06	0.00	272,908,168.06	272,908,168.06			
D. Custodial Funds (Fund 184)													
Other Receivables/Electricity	1030599001		1,054,459.22	556,178.98	592,235.63	849,116.54	3,051,990.37		3,051,990.37	3,051,990.37			
Due from Off & Emp	1030502000		1,115,610.78	967,375.41	840,153.12	838,947.02	3,762,086.33		3,762,086.33	3,762,086.33			
Other Gains	4020216005		68,965.27	56,576.90	119,533.20	53,154.60	298,229.97	298,229.97		298,229.97			
Other Service fees	4020199099						0.00						
Sales of Accountable Forms	4020216005		393,300.00	47,000.00	295,000.00	1,467,000.00	2,202,300.00	2,202,300.00		2,202,300.00			
Trust Liabilities	2040101000		36,060.00	191,069.00			227,129.00	227,129.00		227,129.00			
Bidders Bond			12,450.00				24,900.00	24,900.00		24,900.00			
Bid Documents				3,000.00			3,000.00	3,000.00		3,000.00			
CIW Other Gains	1050199000		173,332.30	151,546.30	284,135.00	190,691.10	799,704.70	799,704.70		799,704.70			
SUB TOTAL FUND 184			2,854,177.57	1,985,196.59	2,131,056.95	3,398,909.26	10,369,340.37	0.00	10,369,340.37	10,369,340.37			
TOTAL			71,280,388.72	67,794,444.35	71,537,812.04	76,954,607.90	287,468,752.13	757,439.07	286,454,543.83	287,211,982.90			

Certified Correct:

CHITOR TURALDE
CHIEF ACCOUNTANT
Date: January 25, 2022

Approved By:

USEC. GENERAL D. BANTAG
DIRECTOR GENERAL
Date: January 25, 2022

QUARTERLY REPORT OF REVENUE AND OTHER RECEIPTS

As at the Quarter Ending December 31, 2022

Department : Department of Justice (DOJ)
 Agency : Bureau of Corrections
 Region : ALL
 Division : ALL
 Operating Unit : ALL
 Organization Code (UACS) : ALL
 Fund Cluster : 01 - Regular Agency Fund

Classification/Sources of Revenue and Other Receipts	UACS CODE	REVENUE TARGET (Annual) per BESF	Actual Revenue and Other Receipts Collections					Cumulative Remittance/Deposits to Date			Variance		Remarks
			1st Quarter Ending March 31	2nd Quarter Ending June 30	3rd Quarter Ending Sept. 30	4th Quarter Ending Dec. 31	Total	Remittance to BTr	Deposited with AGDB	TOTAL	Amount	%	
1	2	3	4	5	6	7	8=[(6+(-)7)-8+9]	9	10	11=(9+10)	12=(8-3)	13=(12/3)	14
Regular Agency Fund		0.00	976,988.84	2,863,478.38	2,784,599.51	3,806,503.06	10,431,569.79	10,431,569.79	0.00	10,431,569.79	10,431,569.79	0%	
Revenue Collections		0.00	66,624.03	81,494.16	49,949.25	13,847.02	211,914.46	211,914.46	0.00	211,914.46	211,914.46	0%	
Cash Revenue		0.00	66,624.03	81,494.16	49,949.25	13,847.02	211,914.46	211,914.46	0.00	211,914.46	211,914.46	0%	
Tax		0.00	0.00	0.00	0.00	0.00	0.00	0.00	0.00	0.00	0.00	0%	
Documentary Stamp Tax	4010401000	0.00	0.00	0.00	0.00	0.00	0.00	0.00	0.00	0.00	0.00	0%	
Non-Tax		0.00	66,624.03	81,494.16	49,949.25	13,847.02	211,914.46	211,914.46	0.00	211,914.46	211,914.46	0%	
Fines and Penalties - Business Income	4020223000	0.00	600.00	400.00	0.00	0.00	1,000.00	1,000.00	0.00	1,000.00	1,000.00	0%	
Other Gains	4050199000	0.00	66,024.03	81,094.16	49,949.25	13,847.02	210,914.46	210,914.46	0.00	210,914.46	210,914.46	0%	
Cash Receipts		0.00	0.00	0.00	0.00	0.00	0.00	0.00	0.00	0.00	0.00	0%	
Non-Tax		0.00	0.00	0.00	0.00	0.00	0.00	0.00	0.00	0.00	0.00	0%	
Certification Fees	4020104002	0.00	0.00	0.00	0.00	0.00	0.00	0.00	0.00	0.00	0.00	0%	
Other Gains	4050199000	0.00	0.00	0.00	0.00	0.00	0.00	0.00	0.00	0.00	0.00	0%	
Non-Revenue Collections/Other Receipts		0.00	910,364.81	2,781,984.22	2,734,650.26	3,782,656.04	10,219,655.33	10,219,655.33	0.00	10,219,655.33	10,219,655.33	0%	
Cash Revenue		0.00	0.00	0.00	0.00	0.00	0.00	0.00	0.00	0.00	0.00	0%	
Non-Tax		0.00	0.00	0.00	0.00	0.00	0.00	0.00	0.00	0.00	0.00	0%	
Fines and Penalties - Business Income	4020223000	0.00	0.00	0.00	0.00	0.00	0.00	0.00	0.00	0.00	0.00	0%	
Non-Cash Revenue		0.00	0.00	0.00	0.00	0.00	0.00	0.00	0.00	0.00	0.00	0%	
Non-Tax		0.00	0.00	0.00	0.00	0.00	0.00	0.00	0.00	0.00	0.00	0%	
Rent/Lease Income	4020205000	0.00	0.00	0.00	0.00	0.00	0.00	0.00	0.00	0.00	0.00	0%	
Gain on Sale of Agricultural Produce	4050109000	0.00	0.00	0.00	0.00	0.00	0.00	0.00	0.00	0.00	0.00	0%	

This report was generated using the Unified Reporting System on 01/27/2023 15:59

Department : Department of Justice (DOJ)
 Agency : Bureau of Corrections
 Region : ALL
 Division : ALL
 Operating Unit : ALL
 Organization Code (UACS) : ALL
 Fund Cluster : 01 - Regular Agency Fund

Classification/Sources of Revenue and Other Receipts	UACS CODE	REVENUE TARGET (Annual) per BESF	Actual Revenue and Other Receipts Collections					Cumulative Remittance/Deposits to Date			Variance		Remarks
			1st Quarter Ending March 31	2nd Quarter Ending June 30	3rd Quarter Ending Sept. 30	4th Quarter Ending Dec. 31	Total	Remittance to BTr	Deposited with AGDB	TOTAL	Amount	%	
1	2	3	4	5	6	7	8=[(6+(-)7)-8+9]	9	10	11=(9+10)	12=(8-3)	13=(12/3)	14
Other Gains	4050199000	0.00	0.00	0.00	0.00	0.00	0.00	0.00	0.00	0.00	0.00	0%	
Cash Receipts		0.00	811,944.58	2,697,415.21	2,727,898.43	3,774,872.65	10,012,130.87	10,012,130.87	0.00	10,012,130.87	10,012,130.87	0%	
Non-Tax		0.00	17,229.00	29,813.00	117,343.29	141,268.86	305,654.15	305,654.15	0.00	305,654.15	305,654.15	0%	
Certification Fees	4020104002	0.00	17,229.00	17,250.00	26,250.00	16,875.00	72,150.00	72,150.00	0.00	72,150.00	72,150.00	0%	
Others	4020221099	0.00	5,454.00	12,563.00	91,093.29	124,393.86	233,504.15	233,504.15	0.00	233,504.15	233,504.15	0%	
Other Gains	4050199000	0.00	0.00	0.00	0.00	0.00	0.00	0.00	0.00	0.00	0.00	0%	
Others		0.00	7,866.27	3,900.00	15,107.01	44,050.25	70,943.53	70,943.53	0.00	70,943.53	70,943.53	0%	
Receivables - Disallowances/Charges	1030501000	0.00	0.00	0.00	0.00	30,860.00	30,860.00	30,860.00	0.00	30,860.00	30,860.00	0%	
Due from Officers and Employees	1030502000	0.00	0.00	0.00	0.00	34.50	34.50	34.50	0.00	34.50	34.50	0%	

Advances for Payroll	1990102000	0.00	0.00	0.00	0.00	3,292.25	3,292.25	3,292.25	0.00	3,292.25	3,292.25	0.00
Advances to Officers and Employees	1990104000	0.00	7,566.27	3,900.00	15,107.01	9,863.50	36,756.78	36,756.78	0.00	36,756.78	36,756.78	0.00
Collections effected through outright deductions from claims		0.00	785,629.31	2,663,702.21	2,595,448.13	3,569,553.54	9,635,533.19	9,635,533.19	0.00	9,635,533.19	9,635,533.19	0.00
Petty Cash	1010102000	0.00	0.00	0.00	0.00	86,431.10	86,431.10	86,431.10	0.00	86,431.10	86,431.10	0.00
Due from Officers and Employees	1030502000	0.00	131,841.58	1,074,305.55	660,198.93	277,756.09	2,364,102.15	2,364,102.15	0.00	2,364,102.15	2,364,102.15	0.00
Other Receivables	1030599000	0.00	0.00	679,712.17	934,779.68	853,515.96	2,468,007.81	2,468,007.81	0.00	2,468,007.81	2,468,007.81	0.00
Military, Police and Security Equipment	1060510000	0.00	0.00	135,840.00	33,983.00	0.00	169,823.00	169,823.00	0.00	169,823.00	169,823.00	0.00
Advances for Payroll	1990102000	0.00	41,674.78	0.00	0.00	98,023.81	137,698.59	137,698.59	0.00	137,698.59	137,698.59	0.00
Advances for Special Disbursing Officer	1990103000	0.00	424,535.45	486,450.98	225,996.99	1,833,958.00	2,970,942.02	2,970,942.02	0.00	2,970,942.02	2,970,942.02	0.00
Advances to Officers and Employees	1990104000	0.00	173,477.50	241,593.51	467,989.53	403,867.98	1,286,928.52	1,286,928.52	0.00	1,286,928.52	1,286,928.52	0.00
Certification Fees	4020104002	0.00	10,300.00	38,600.00	49,500.00	35,300.00	133,700.00	133,700.00	0.00	133,700.00	133,700.00	0.00
Other Gains	4050199000	0.00	5,000.00	7,200.00	3,000.00	2,700.00	17,900.00	17,900.00	0.00	17,900.00	17,900.00	0.00
Non-Cash Receipts		0.00	98,420.23	84,569.01	6,751.83	17,783.39	207,524.46	207,524.46	0.00	207,524.46	207,524.46	0.00
Others		0.00	98,420.23	84,569.01	6,751.83	17,783.39	207,524.46	207,524.46	0.00	207,524.46	207,524.46	0.00
Petty Cash	1010102000	0.00	0.00	0.00	0.00	4,562.06	4,562.06	4,562.06	0.00	4,562.06	4,562.06	0.00

This report was generated using the Unified Reporting System on 01/27/2023 15:59

Department : Department of Justice (DOJ)
 Agency : Bureau of Corrections
 Region : ALL
 Division : ALL
 Operating Unit : ALL
 Organization Code (UACS) : ALL
 Fund Cluster : 01 - Regular Agency Fund

Classification/Sources of Revenue and Other Receipts	UACS CODE	REVENUE TARGET (Annual) per BESF	Actual Revenue and Other Receipts Collections					Cumulative Remittance/Deposits to Date			Variance		Remarks
			1st Quarter Ending March 31	2nd Quarter Ending June 30	3rd Quarter Ending Sept. 30	4th Quarter Ending Dec. 31	Total	Remittance to BTr	Deposited with AGOB	TOTAL	Amount	%	
1	2	3	4	5	6	7	8=[(6+(-7))-8+9]	9	10	11=(9+10)	12=(8-3)	13=(12/3)	14
Advances for Special Disbursing Officer	1990103000	0.00	5,638.00	0.00	0.00	0.00	5,638.00	5,638.00	0.00	5,638.00	5,638.00	0.00	0.00
Advances to Officers and Employees	1990104000	0.00	49,729.93	70,000.14	6,751.83	13,221.33	139,703.23	144,265.29	0.00	144,265.29	139,703.23	0.00	0.00
Electricity Expenses	5020402000	0.00	43,052.30	14,568.87	0.00	0.00	57,621.17	57,621.17	0.00	57,621.17	57,621.17	0.00	0.00
GRAND TOTAL		0.00	975,968.84	2,863,478.38	2,784,599.51	3,806,503.06	10,431,569.79	10,431,569.79	0.00	10,431,569.79	10,431,569.79	0.00	0.00

Prepared by:
 Ms. LYSIA M. FERRER
 BUDGET OFFICER 1
 DATE:

Certified by:
 MR. REX J. C. TANZO
 ACCOUNTANT
 DATE:

Recommending Approval:
 MR. JONNEL CESAR A. LAT, CPA
 ACTING CHIEF, ACCOUNTING DIVISION
 DATE:

Approved by:
 GENERAL GREGORIO PIO P. CATAANG JR., AFP (RET), CESE
 ACTING DIRECTOR GENERAL

This report was generated using the Unified Reporting System on 01/27/2023 15:59

QUARTERLY REPORT OF REVENUE AND OTHER RECEIPTS
As at the Quarter Ending December 31, 2022

Department : Department of Justice (DOJ)
 Agency : Bureau of Corrections
 Region : ALL
 Division : ALL
 Operating Unit : ALL
 Organization Code (UACS) : ALL
 Fund Cluster : 06 - Business Related Funds


Classification/Sources of Revenue and Other Receipts	UACS CODE	REVENUE TARGET (Annual) per BESF	Actual Revenue and Other Receipts Collections					Cumulative Remittance/Deposits to Date			Variance		Remarks
			1st Quarter Ending March 31	2nd Quarter Ending June 30	3rd Quarter Ending Sept. 30	4th Quarter Ending Dec. 31	Total	Remittance to BTr	Deposited with AGOB	TOTAL	Amount	%	
			4	5	6	7	8=[(6+(-)7)+8+9]	9	10	11=(9+10)	12=(8-3)	13=(12/3)	
Business Related Funds		0.00	69,574,009.97	80,009,560.63	74,968,877.13	82,618,902.79	307,171,350.52	0.00	307,166,615.07	307,166,615.07	307,171,350.52	0.0%	
Revenue Collections		0.00	69,574,009.97	80,009,560.63	74,968,877.13	82,618,902.79	307,171,350.52	0.00	307,166,615.07	307,166,615.07	307,171,350.52	0.0%	
Cash Revenue		0.00	69,574,009.97	80,009,560.63	74,968,877.13	82,618,902.79	307,171,350.52	0.00	307,166,615.07	307,166,615.07	307,171,350.52	0.0%	
Non-Tax		0.00	1,204,515.97	2,617,884.59	2,630,755.38	2,470,381.62	8,923,537.56	0.00	8,918,802.11	8,918,802.11	8,923,537.56	0.0%	
Rent/Lease Income	4020205000	0.00	141,950.00	324,057.00	146,589.00	185,954.00	798,650.00	0.00	797,938.00	797,938.00	798,650.00	0.0%	
Fines and Penalties - Business Income	4020223000	0.00	0.00	0.00	22,380.50	1,383.20	23,763.70	0.00	22,980.50	22,980.50	23,763.70	0.0%	
Other Business Income	4020299099	0.00	21,792.26	30,359.07	99,818.87	61,072.57	213,042.77	0.00	212,322.52	212,322.52	213,042.77	0.0%	
Gain on Sale of Agricultural Produce	4050105000	0.00	1,500.00	582,370.05	19,037.60	501,794.00	1,104,701.65	0.00	1,104,701.65	1,104,701.65	1,104,701.65	0.0%	
Other Gains	4050199000	0.00	1,038,273.71	1,681,058.47	2,342,829.41	1,720,177.85	6,783,379.44	0.00	6,780,859.44	6,780,859.44	6,783,379.44	0.0%	
Others		0.00	367,695.50	582,383.00	136,114.50	305,790.01	1,391,983.01	0.00	1,391,983.01	1,391,983.01	1,391,983.01	0.0%	
Petty Cash	1010102000	0.00	0.00	0.00	0.00	2,829.00	2,829.00	0.00	2,829.00	2,829.00	2,829.00	0.0%	
Other Receivables	1030599000	0.00	0.00	17,966.00	3,312.00	0.00	0.00	0.00	0.00	0.00	0.00	0.0%	
Guaranty Deposits	1990302000	0.00	0.00	0.00	0.00	0.00	0.00	0.00	0.00	0.00	0.00	0.0%	
Other Gains	4050199000	0.00	367,695.50	582,383.00	132,802.50	302,961.01	1,367,856.01	0.00	1,367,856.01	1,367,856.01	1,367,856.01	0.0%	
Collections effected through outright deductions from claims		0.00	68,001,709.50	76,809,293.04	72,202,007.25	79,842,731.16	296,855,829.95	0.00	296,855,829.95	296,855,829.95	296,855,829.95	0.0%	
Advances for Special Disbursing Officer	1990103000	0.00	0.00	0.00	0.00	532.00	532.00	0.00	532.00	532.00	532.00	0.0%	
Due to NGAs	2020105000	0.00	4,000,000.00	11,450,372.65	5,992,841.81	7,644,000.00	29,087,214.46	0.00	29,087,214.46	29,087,214.46	29,087,214.46	0.0%	
Rent/Lease Income	4020205000	0.00	54,849,231.65	57,175,604.14	55,001,737.24	56,102,406.88	223,128,979.91	0.00	223,128,979.91	223,128,979.91	223,128,979.91	0.0%	
Other Gains	4050199000	0.00	9,152,566.85	8,183,316.25	11,207,428.20	16,095,702.28	44,639,103.58	0.00	44,639,103.58	44,639,103.58	44,639,103.58	0.0%	
Non-Revenue Collections/Other Receipts		0.00	0.00	0.00	0.00	0.00	0.00	0.00	0.00	0.00	0.00	0.0%	


This report was generated using the Unified Reporting System on 01/27/2023 15:59


Department : Department of Justice (DOJ)
 Agency : Bureau of Corrections
 Region : ALL
 Division : ALL
 Operating Unit : ALL
 Organization Code (UACS) : ALL
 Fund Cluster : 06 - Business Related Funds

Classification/Sources of Revenue and Other Receipts	UACS CODE	REVENUE TARGET (Annual) per BESF	Actual Revenue and Other Receipts Collections					Cumulative Remittance/Deposits to Date			Variance		Remarks
			1st Quarter Ending March 31	2nd Quarter Ending June 30	3rd Quarter Ending Sept. 30	4th Quarter Ending Dec. 31	Total	Remittance to BTr	Deposited with AGOB	TOTAL	Amount	%	
			4	5	6	7	8=[(6+(-)7)+8+9]	9	10	11=(9+10)	12=(8-3)	13=(12/3)	
Cash Receipts		0.00	0.00	0.00	0.00	0.00	0.00	0.00	0.00	0.00	0.00	0.0%	
Others		0.00	0.00	0.00	0.00	0.00	0.00	0.00	0.00	0.00	0.00	0.0%	
Other Receivables	1030599000	0.00	0.00	0.00	0.00	0.00	0.00	0.00	0.00	0.00	0.00	0.0%	
Collections effected through outright deductions from claims		0.00	0.00	0.00	0.00	0.00	0.00	0.00	0.00	0.00	0.00	0.0%	
Advances for Special Disbursing Officer	1990103000	0.00	0.00	0.00	0.00	0.00	0.00	0.00	0.00	0.00	0.00	0.0%	
GRAND TOTAL		0.00	69,574,009.97	80,009,560.63	74,968,877.13	82,618,902.79	307,171,350.52	0.00	307,166,615.07	307,166,615.07	307,171,350.52	0.0%	

Prepared by:
 Ms. LYSA M. FERRER
 BUDGET OFFICER 1
 DATE:

Certified by:

 MR. RONALD S. TANZO
 ACCOUNTANT III
 DATE:

Recommending Approval:

 MR. JONNEL CESAR A. LAT, CPA
 ACTING CHIEF, ACCOUNTING DIVISION
 DATE:

Approved by:

 GENERAL GREGORIO M. P. CATAPIANG JR., AFP (Ret), CESE
 ACTING DIRECTOR GENERAL

QUARTERLY REPORT OF REVENUE AND OTHER RECEIPTS
As at the Quarter Ending December 31, 2022

Department : Department of Justice (DOJ)
 Agency : Bureau of Corrections
 Region : ALL
 Division : ALL
 Operating Unit : ALL
 Organization Code (UACS) : ALL
 Fund Cluster : 07 - Trust Receipts

Classification/Sources of Revenue and Other Receipts	UACS CODE	REVENUE TARGET (Annual) per BESF	Actual Revenue and Other Receipts Collections					Cumulative Remittance/Deposits to Date			Variance	
			1st Quarter Ending March 31	2nd Quarter Ending June 30	3rd Quarter Ending Sept. 30	4th Quarter Ending Dec. 31	Total	Remittance to BTr	Deposited with AGDB	TOTAL	Amount	%
1	2	3	4	5	6	7	8=[(6+(-)7)-8+9]	9	10	11=(9+10)	12=(8-3)	13=(12/3)
Trust Receipts		0.00	1,653,203.51	891,055.06	259,556.89	313,663.45	3,117,478.91	2,617,821.33	499,657.58	3,117,478.91	3,117,478.91	0%
Trust Receipts Deposited with Authorized Government		0.00	1,653,203.51	891,055.06	259,556.89	313,663.45	3,117,478.91	2,617,821.33	499,657.58	3,117,478.91	3,117,478.91	0%
Collection of Other Gains		0.00	12,500.00	17,000.00	75,500.00	20,000.00	125,000.00	0.00	125,000.00	125,000.00	125,000.00	0%
Collection of other gains		0.00	26,193.31	117,206.43	93,594.39	124,163.45	361,157.58	0.00	361,157.58	361,157.58	361,157.58	0%
BIDDERS BOND-OTHER GAINS		0.00	1,000.00	0.00	5,000.00	0.00	6,000.00	0.00	6,000.00	6,000.00	6,000.00	0%
DUE FROM OFF&EMP		0.00	761,266.48	321,128.69	0.00	0.00	1,082,415.17	1,082,415.17	0.00	1,082,415.17	1,082,415.17	0%
OTHER GAINS		0.00	202,106.80	32,195.20	0.00	0.00	234,302.00	234,302.00	0.00	234,302.00	234,302.00	0%
OTHER RECEIVABLES-ELECTRICITY & WATER		0.00	0.00	0.00	0.00	0.00	0.00	0.00	0.00	0.00	0.00	0%
OTHER RECEIVABLES/ELECTRICITY		0.00	537,716.92	105,524.74	0.00	0.00	643,241.66	643,241.66	0.00	643,241.66	643,241.66	0%
PERFORMANCE SECURITY BOND		0.00	0.00	0.00	40,462.50	0.00	40,462.50	40,462.50	0.00	40,462.50	40,462.50	0%
SALES OF ACCOUNTABLE FORMS		0.00	110,400.00	298,000.00	45,000.00	164,000.00	617,400.00	617,400.00	0.00	617,400.00	617,400.00	0%
Sale of Accountable Forms		0.00	2,000.00	0.00	0.00	5,500.00	7,500.00	0.00	7,500.00	7,500.00	7,500.00	0%
GRAND TOTAL		0.00	1,653,203.51	891,055.06	259,556.89	313,663.45	3,117,478.91	2,617,821.33	499,657.58	3,117,478.91	3,117,478.91	0%

Prepared by:

Certified by:

Recommending Approval:

Approved by:

Ms. LYSA M. FERRER

MR. REXEBASTO CATARZO

MR. JONNEL CESAR A. LAT, CPA

GENERAL GREGORIO PIO P. CATAPANG JR., AFP (RET), CESE

BUDGET OFFICER 1

ACCOUNTANT II

ACTING CHIEF, ACCOUNTING DIVISION

ACTING DIRECTOR GENERAL

DATE:

DATE:

DATE:

QUARTERLY REPORT OF REVENUE AND OTHER RECEIPTS
As of the Quarter Ending December 31, 2023
(In Pesos)

Department: Department of Justice
Entity Name: Bureau of Corrections
Operating Unit: Consolidated NBP/CIW and Colonies
Organization Code (UACS): _____

CLASSIFICATION / SOURCES OF REVENUE AND OTHER RECEIPTS	UACS Code	REVENUE TARGET (Annual)	ACTUAL REVENUE AND OTHER RECEIPTS/COLLECTIONS					CUMULATIVE REMITTANCE /DEPOSITS TO DATE			VARIANCE		Remarks
			1st Quarter	2nd Quarter	3rd Quarter	4th Quarter	TOTAL	Remittance to BTR	Deposited with AGDB	Total	Amount	%	
1	2	3	4	5	6	7	8=(4+5+6+7)	9	10	11=(9+10)	12=(8-11)	13=(12 / 8)	14
A. General Fund (formerly Fund 101)													
- Tax													
Documentary Stamp Tax	40104010 00		0.00	0.00	0.00	0.00	0.00	0.00	0.00	0.00			
- Non-Tax													
Petty Cash Fund	1010102000		50,840.79	21,550.75	5,467.20	65,261.79	143,120.53	143,120.53	0.00	143,120.53			
Receipt Receivables-Disallowances/Charges	1030501000		0.00	0.00	0.00	0.00	7,480.00	7,480.00	0.00	7,480.00			
Other Receivables-Electric & Water	1030599000		37,920.31	0.00	7,641.81	0.00	45,562.12	45,562.12	0.00	45,562.12			
Advances for Payroll	1990102000		0.00	600,111.57	0.00	0.00	600,111.57	600,111.57	0.00	600,111.57			
Advances to Off & Emp	1990104000		202,957.32	349,774.99	304,715.47	154,998.73	1,012,446.51	1,012,446.51	0.00	1,012,446.51			
Due from Off & Emp	1030502000		2,318,360.33	517,173.27	489,188.98	214,492.76	3,539,215.34	3,539,215.34	0.00	3,539,215.34			
Advances to SDO	1990103000		279,987.15	216,157.51	92,639.60	374,693.17	963,477.43	963,477.43	0.00	963,477.43			
Other Payables	2999999000		100.00	0.00	0.00	0.00	100.00	100.00	0.00	100.00			
Fines and Penalties	4020223000		0.00	0.00	0.00	50.00	50.00	50.00	0.00	50.00			
Clearance & Certification	4020104000		96,300.00	661,75.00	84,700.00	48,325.00	295,500.00	295,500.00	0.00	295,500.00			
Other Gains	4050199000		658,453.09	105,582.60	76,483.81	153,038.83	993,558.33	993,558.33	0.00	993,558.33			
Other Receivables-Overpayment	1030599000		0.00	0.00	0.00	45,117.85	45,117.85	45,117.85	0.00	45,117.85			
Military Police Equipment	1060510000		20,900.00	0.00	20,900.00	0.00	41,800.00	41,800.00	0.00	41,800.00			
SUB TOTAL FUND 101			3,665,818.99	1,876,525.69	1,081,736.87	1,063,458.13	7,687,539.68	7,687,539.68	0.00	7,687,539.68	0.00		
B. Special Account in the General Fund (formerly Fund 105, 183, 401, 151-159)													
- Tax													
- Non-Tax													
C. Off-Budget Accounts (Fund 284)													
Other Gains	4050199000		11,975,124.83	12,549,120.33	16,616,177.37	23,042,372.30	64,182,794.83	12,649.33	64,171,635.50	64,184,284.83	1,490.00		Collection from Dec. 2022 but deposited Jan. 2023-P2,520 Collection from Dec. 2023 but deposited Jan. 2024-P1,030 IPPF (Timing Difference)
Interest Income	4020221000		27,632.91	40,458.14	47,620.30	31,421.76	147,133.11	0.00	147,133.11	147,133.11			
Other Receivables	1030599000		0.00	157,272.22	0.00	0.00	157,272.22	0.00	157,272.22	157,272.22			
Advances to SDO	1990103000		0.00	0.00	863.43	32,100.00	32,963.43	0.00	32,963.43	32,963.43			
Receipt of Receivables-Operating Lease	1030201000		155,670.00	0.00	0.00	0.00	155,670.00	0.00	155,670.00	155,670.00			
Receipt of Receivables-Gov't Owned/Controlled Corp	1030302000		248,304.66	0.00	0.00	0.00	248,304.66	0.00	248,304.66	248,304.66			
Receipt of payment- Due from Off & Emp	1030502000		0.00	70,000.00	0.00	0.00	70,000.00	0.00	70,000.00	70,000.00			
Collection on Rent/Lease	4020205000		59,808,383.75	59,815,967.02	58,966,715.41	58,596,548.72	237,187,614.90	0.00	237,188,326.90	237,188,326.90	712.00		Collection from December 2022 but deposited January 2023-IPPF (Timing Difference)
Collection of Business Income	4020299099		43,194.11	51,325.77	40,017.74	0.00	134,537.62	0.00	135,257.87	135,257.87	720.25		
Receipt of Payment for Liquidated Damages	4020223000		881.60	1,482.20	4,663.80	1,174.80	8,202.40	0.00	8,985.60	8,985.60	783.20		
Gain on Sale of Agricultural Produce	4050109000		295,730.00	508,624.00	529,088.00	64,787.00	1,398,229.00	0.00	1,398,229.00	1,398,229.00			
Sales of Disposable/Unserviceable Property	4060102000		535,172.54	0.00	0.00	14,542.23	549,714.77	0.00	549,714.77	549,714.77			
Refund of Cash Advances			0.00	440.00	0.00	0.00	440.00	0.00	440.00	440.00			
Fines and Penalties	4020223000		0.00	0.00	896,000.00	0.00	896,000.00	0.00	896,000.00	896,000.00			
Due to BIR			0.00	0.00	0.00	3,944,053.28	3,944,053.28	0.00	3,944,053.28	3,944,053.28			
Due to NGA	2020105000		9,992,841.81	0.00	4,875,000.00	0.00	14,867,841.81	0.00	14,867,841.81	14,867,841.81			
SUB TOTAL FUND 284			83,082,936.21	73,194,689.68	81,976,146.05	85,727,000.09	323,980,772.03	12,649.33	323,971,828.15	323,984,477.48	3,705.45		
D. Custodial Funds (Fund 184)													
Other Receivables/Electricity	1030599000		851,093.04	580,360.30	664,676.40	627,989.28	2,724,119.02	2,724,119.02	0.00	2,724,119.02			
Due from Off & Emp	1030502000		341,862.75	456,346.65	557,417.21	665,490.68	2,021,117.29	2,021,117.29	0.00	2,021,117.29			
Other Gains	4050199000		166,728.05	122,527.93	293,830.99	802,679.86	1,385,766.83	0.00	1,385,766.83	1,385,766.83			
Other Service fees	4020199099		0.00	673,577.64	0.00	974,093.75	1,647,671.39	1,647,671.39	0.00	1,647,671.39			
Collection on Guaranty/ Security Dep Payable	2040104000		0.00	144,885.00	0.00	0.00	144,885.00	0.00	144,885.00	144,885.00			
Sales of Accountable Forms	4020216005		755,400.00	182,000.00	78,000.00	1,351,900.00	2,367,300.00	2,170,800.00	196,500.00	2,367,300.00			
Trust Liabilities	2040101000		361,050.00	18,000.00	406,723.00	192,748.00	978,521.00	978,521.00	0.00	978,521.00			
Bidders Bond			100,000.00	0.00	10,000.00	0.00	110,000.00	0.00	110,000.00	110,000.00			
Performance Security Bond	2040104000		10,000.00	99,450.00	48,043.50	0.00	157,493.50	157,493.50	0.00	157,493.50			
CIW-Other Receivables	1030599000		172,665.83	232,819.74	227,087.31	228,723.93	861,296.81	861,296.81	0.00	861,296.81			
SUB TOTAL FUND 184			2,758,799.67	2,509,967.26	2,285,778.41	4,843,625.50	12,398,170.84	10,561,019.01	1,837,151.83	12,398,170.84	0.00		
TOTAL			89,507,554.87	77,581,182.63	85,345,661.33	91,634,083.72	344,066,482.55	18,261,208.02	325,808,979.98	344,070,188.00	3,705.45		

RECEIVED

BUREAU OF CORRECTIONS
BUDGET SECTION
FINANCE DIVISION

1/30/2024
15:57

BY: _____
DATE: _____
TIME: _____

Prepared by: cf
COI CHRISTIAN CLARK G. MOLDEZ
Staff, Revenue Section, Accounting Division

Reviewed and Verified by: _____
REX HERNANDEZ
Chief, Revenue Section, Accounting Division

Certified correct: _____
JONNEL CESARA LAT
Chief, Accounting Division

QUARTERLY REPORT OF REVENUE AND OTHER RECEIPTS
As of the Quarter Ending September 30, 2024
(In Pesos)

Department: Department of Justice
Entity Name: Bureau of Corrections
Operating Unit: Consolidated NBP/CIW and Colonies
Organization Code (UACS): _____

CLASSIFICATION / SOURCES OF REVENUE AND OTHER RECEIPTS	UACS Code	REVENUE TARGET (Annual)	ACTUAL REVENUE AND OTHER RECEIPTS/COLLECTIONS					CUMULATIVE REMITTANCE /DEPOSITS TO DATE			VARIANCE		Remarks
			1st Quarter	2nd Quarter	3rd Quarter	4th Quarter	TOTAL	Remittance to BTr	Deposited with AGDB	Total	Amount	%	
1	2	3	4	5	6	7	8=(4+5+6+7)	9	10	11=(9+10)	12=(8-11)	13 = (12 / 8)	14
A. General Fund (formerly Fund 101)													
- Tax													
- Non-Tax													
Petty Cash Fund	1010102000		4,043.73	452,280.48	32,546.90	0.00	488,871.11	488,871.11	0.00	488,871.11			
Other Receivables-Electric & Water	1030599000		0.00	51,406.06	77,976.55	0.00	129,382.61	129,382.61	0.00	129,382.61			
Advances for Payroll	1990102000		464,391.69	34,830.08	79,848.59	0.00	579,070.36	579,070.36	0.00	579,070.36			
Advances to Off & Emp	1990104000		239,154.62	418,924.53	536,652.66	0.00	1,194,731.81	1,194,731.81	0.00	1,194,731.81			
Due from Off & Emp	1030502000		207,411.29	1,227,348.32	270,522.30	0.00	1,705,281.91	1,705,281.91	0.00	1,705,281.91			
Advances to SDO	1990103000		1,517,260.42	472,162.88	97,145.26	0.00	2,086,568.56	2,086,568.56	0.00	2,086,568.56			
Other Payables	2999999000		0.00	0.00	63.00	0.00	63.00	63.00	0.00	63.00			
Other Professional Fee	5021199000		0.00	0.00	1,800.00	0.00	1,800.00	1,800.00	0.00	1,800.00			
Accumulated Surplus	3010101000		0.00	0.00	215,556.05	0.00	215,556.05	215,556.05	0.00	215,556.05			
Fines and Penalties	4020223000		87,378.07	200.00	100.00	0.00	87,678.07	87,678.07	0.00	87,678.07			
Clearance & Certification	4020104000		68,650.00	71,925.00	102,700.00	0.00	243,275.00	243,275.00	0.00	243,275.00			
Other Gains	4050199000		65,414.81	21,974.80	32,572.30	0.00	119,961.91	119,961.91	0.00	119,961.91			
Others	4020221099		4,677.50	0.00	4,000.00	0.00	8,677.50	123,677.50	0.00	123,677.50	115,000.00		Error from Disbursement(Fund Restoration from Fund 284 to Fund 101) - SRPPF
Interest Income	40202210		0.00	1,556.79	0.00	0.00	1,556.79	1,556.79	0.00	1,556.79			
Miscellaneous Income	40609990		0.00	205.00	0.00	0.00	205.00	205.00	0.00	205.00			
Military Police Equipment	1060510000		0.00	0.00	0.00	0.00	0.00	0.00	0.00	0.00			
SUB TOTAL FUND 101			2,658,382.13	2,752,813.94	1,451,483.61	0.00	6,862,679.68	6,977,679.68	0.00	6,977,679.68	115,000.00		
B. Special Account in the General Fund (formerly Fund 105, 183, 401, 151-159)													
- Tax													
- Non-Tax													
C. Off-Budget Accounts (Fund 284)													
Other Gains	4050199000		12,811,041.21	17,990,832.41	13,731,640.09	0.00	44,533,513.71	0.00	44,534,543.71	44,534,543.71	1,030.00		Collection from Dec. 2023 but deposited Jan. 2024-P1,030 IPPF (Timing Difference)
Interest Income	4020221000		30,500.31	33,608.54	37,295.65	0.00	101,404.50	0.00	101,404.50	101,404.50			
Other Receivables	1030599000		4,281.95	2,680.40	0.00	0.00	6,962.35	0.00	6,962.35	6,962.35			
Collection on Rent/Lease	4020205000		62,398,767.12	70,558,934.42	61,915,315.32	0.00	194,873,016.86	0.00	194,873,016.86	194,873,016.86			
Gain on Sale of Agricultural Produce	4050109000		335,348.00	440,593.00	438,023.00	0.00	1,213,964.00	0.00	1,213,964.00	1,213,964.00			
Sales of Disposable/Unserviceable Property	4060102000		0.00	0.00	0.00	0.00	0.00	0.00	0.00	0.00			
Fines and Penalties	4020223000		0.00	0.00	0.00	0.00	0.00	0.00	0.00	0.00			
Collection of Miscellaneous Income	4069999000		0.25	0.00	1,200.00	0.00	1,200.25	0.00	1,200.25	1,200.25			
Guaranty/ Security Dep Payable	2040104000		32,992.50	0.00	0.00	0.00	32,992.50	0.00	32,992.50	32,992.50			
Due to BIR	2020101000		1,261,046.29	250,136.53	0.00	0.00	1,511,182.82	0.00	1,511,182.82	1,511,182.82			
CIW- Other Receivables	1030599000		78,641.50	72,164.25	98,293.50	0.00	249,099.25	0.00	249,099.25	249,099.25			
CIW- Other Gains	4050199000		217,012.62	380,052.60	390,772.18	0.00	987,837.40	0.00	987,837.40	987,837.40			
SUB TOTAL FUND 284			77,169,631.75	89,729,002.15	76,612,539.74	0.00	243,511,173.64	0.00	243,512,203.64	243,512,203.64	1,030.00		
D. Custodial Funds (Fund 184)													
Other Receivables/Electricity	1030599000		582,642.70	607,787.32	729,493.86	0.00	1,919,923.88	1,919,923.88	0.00	1,919,923.88			
Due from Off & Emp	1030502000		612,753.12	877,633.58	917,174.81	0.00	2,407,561.51	2,407,561.51	0.00	2,407,561.51			
Other Gains	4050199000		81,777.39	113,806.31	134,366.08	0.00	329,949.78	0.00	329,949.78	329,949.78			
Service/Management Fees	4050199000		3,001,127.28	1,570,539.78	335,788.81	0.00	4,907,455.87	4,907,455.87	0.00	4,907,455.87			
Collection on Guaranty/ Security Dep Payable	2040104000		0.00	120,534.40	0.00	0.00	120,534.40	0.00	120,534.40	120,534.40			
Collection of Customer's Deposits Payable	2040105000		1,144,935.19	0.00	0.00	0.00	1,144,935.19	0.00	1,144,935.19	1,144,935.19			
Due to NGA's	2020105000		12,041,374.38	10,269,000.00	0.00	0.00	22,310,374.38	22,310,374.38	0.00	22,310,374.38			
Sales of Accountable Forms	4020216005		140,000.00	75,000.00	24,004.24	0.00	239,004.24	0.00	239,004.24	239,004.24			
Trust Liabilities	2040101000		411,612.00	796,421.00	266,250.00	0.00	1,474,283.00	1,129,710.00	344,573.00	1,474,283.00			
Performance Security Bond	2040104000		0.00	99,975.00	125,124.80	0.00	225,099.80	178,149.80	46,950.00	225,099.80			
Interest Income			0.00	0.00	140.08	0.00	140.08	0.00	140.08	140.08			
CIW-Other Receivables	1030599000		120,932.17	260,773.47	136,874.96	0.00	518,580.60	518,580.60	0.00	518,580.60			
SUB TOTAL FUND 184			18,137,154.23	14,791,470.86	2,669,217.64	0.00	35,597,842.73	33,371,756.04	2,226,086.69	35,597,842.73	0.00		
TOTAL			97,965,168.11	107,273,286.95	80,733,240.99	0.00	285,971,696.05	40,349,435.72	245,738,290.33	286,087,726.05	-116,030.00		

Received by
for
Feb 10/18/24

Prepared by:

CO1 CHRISTIAN CLARK G MOLDEZ
Staff, Asset Management & Revenue Section, Accounting Division

Reviewed and Verified by:

CO1 ROWELL ADEL ROSARIO
Chief, Asset Management & Revenue Section, Accounting Division

Certified correct:

AII DOPHENE P. DEL MORAL-GADIA
Chief NHO, Accounting Division